

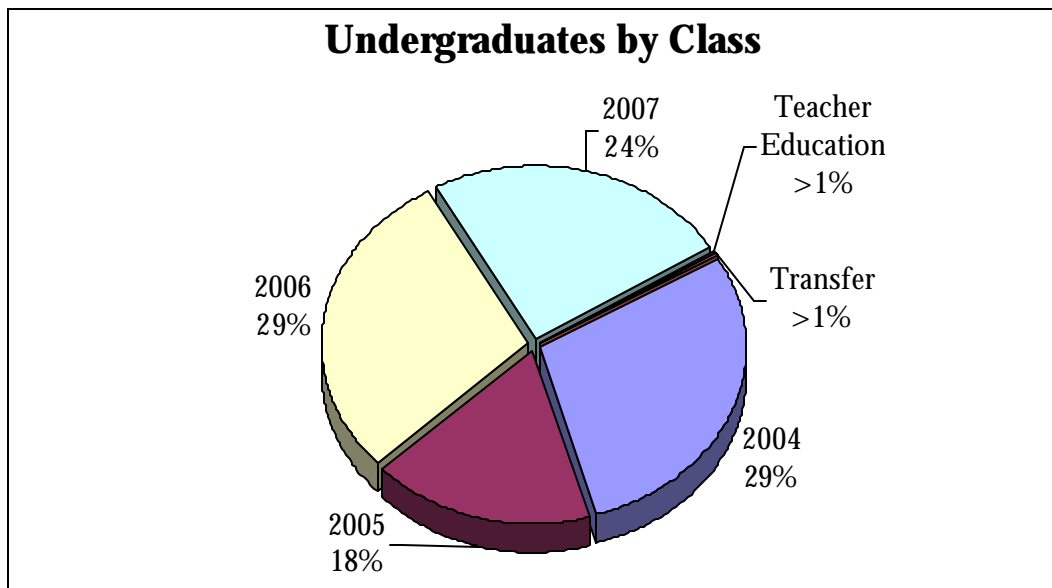
MIDDLEBURY COLLEGE FALL 2003 STUDENT PROFILE

MIDDLEBURY CAMPUS

Middlebury, like all colleges, is required by the federal government to report on fall enrollment statistics. These figures are reported annually and appear in college guidebooks and publications. For purposes of the federal government reports, all full-time and part-time Middlebury students are counted, with the exception of students who are on leave (studying abroad or at other institutions). In addition, exchange students and faculty and staff taking courses are not reported.

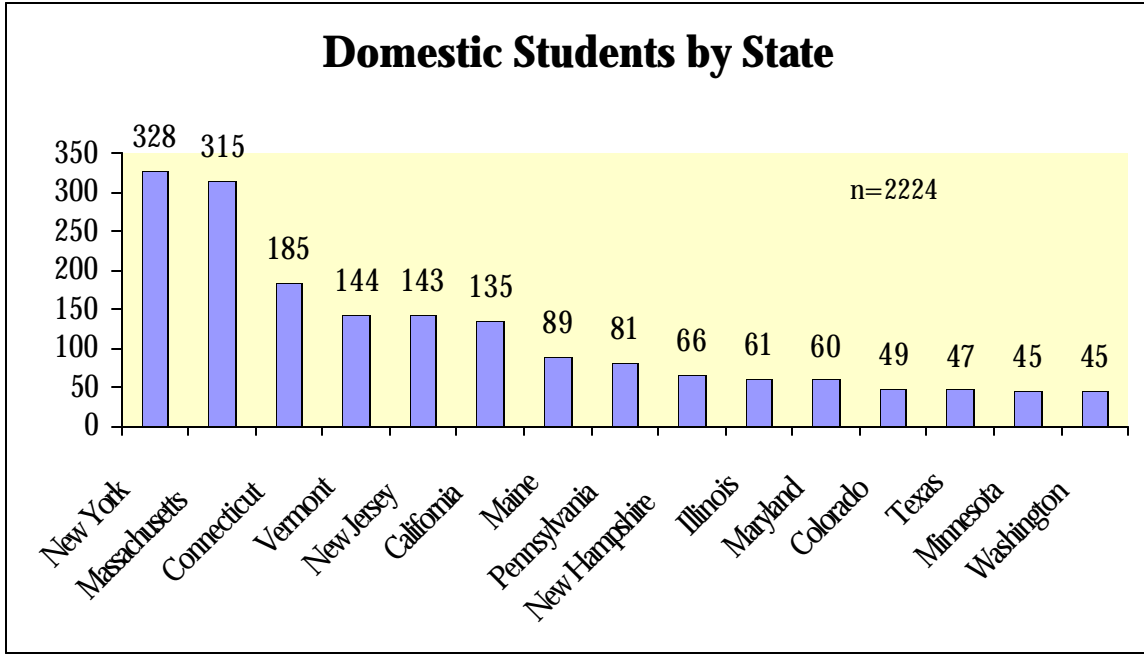
<u>Full-Time</u>	<u>Fall 2003</u>
Class of 2007	580
Class of 2006	692
Class of 2005	421
Class of 2004	692
Teacher Education (full-time non-degree)	8
Transfer Students	6
Total, Full-Time	2399
<u>Part-Time</u>	
Seniors*	25
Grand Total (headcount)	2424
Total Full-time Equivalent (FTE)	2307

Note: Part-time seniors count as a third of an FTE

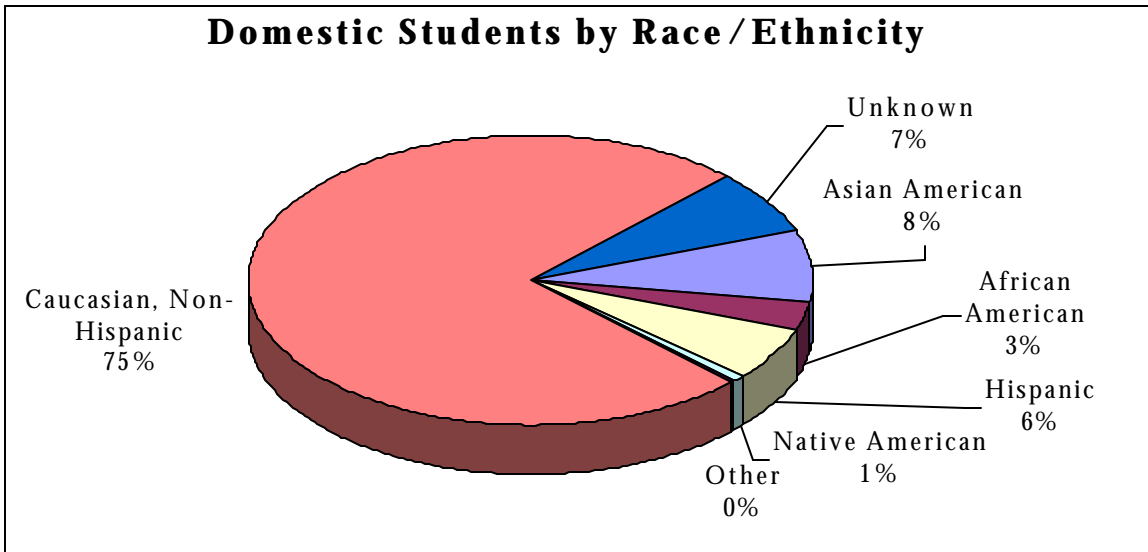


WHERE DO OUR STUDENTS COME FROM

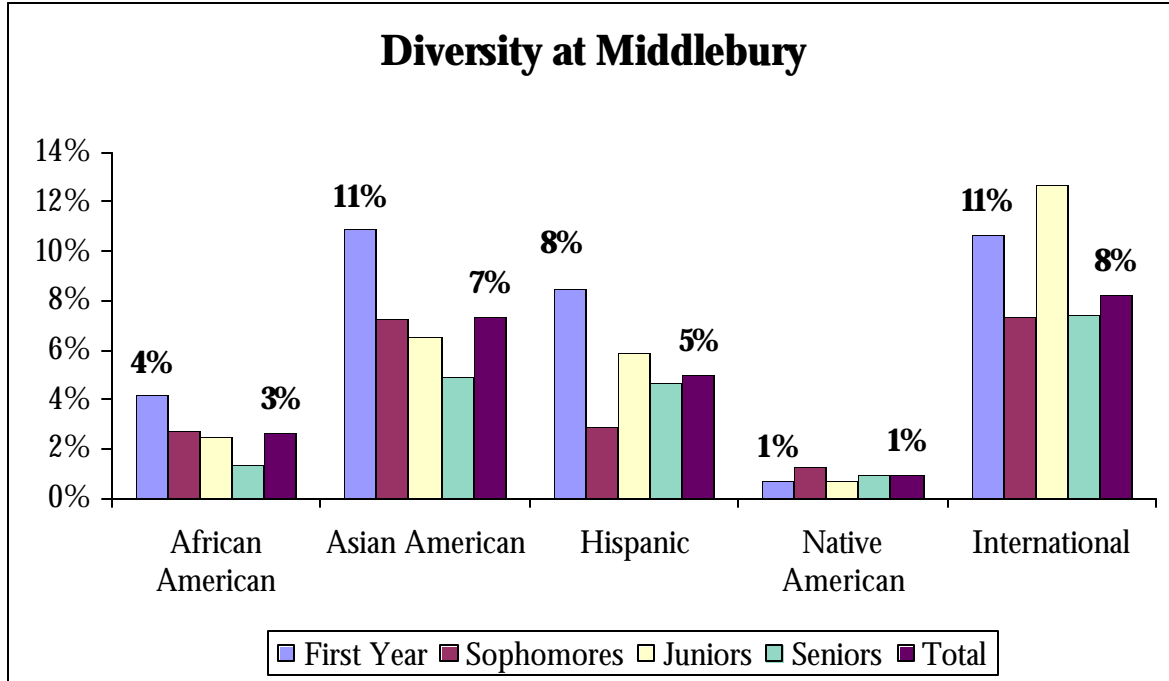
Middlebury students (who are not international students) come from all 52 states and territories.



Of the **US students**, approximately 18% are students of color (African American, Asian American, Hispanic, Native American, other). The composition is as follows:

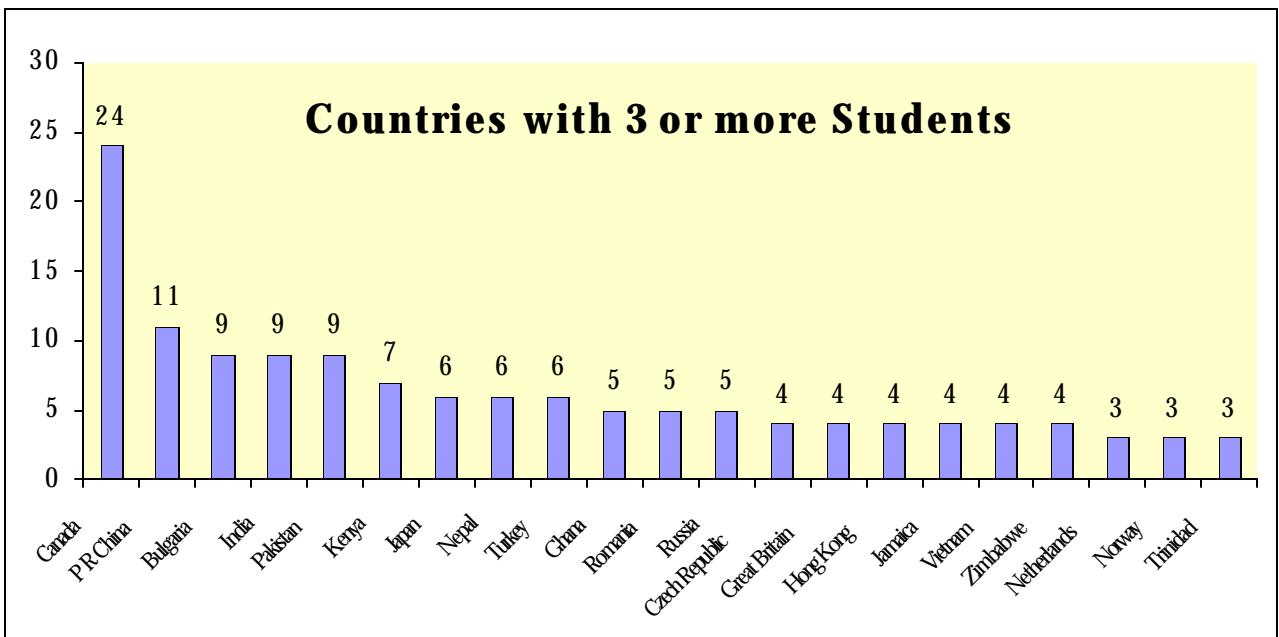


However, when we report figures on enrollment, we include international students. The following chart is an accurate reflection of the diversity at Middlebury. Please note that students who are studying abroad are **not** counted, and international students are far less likely to be abroad than domestic students. The first year class is 35% American Students of Color and International Students. The senior class is 19% American Students of Color and International Students and the entire student body is 24% American Students of Color and International.



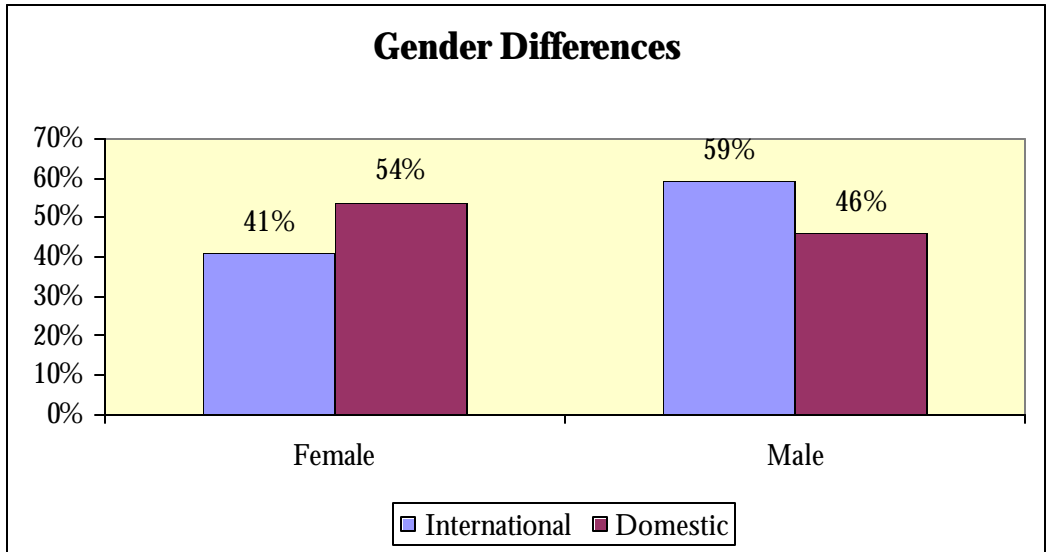
International Students

This fall, there are 200 international students (8.3% of the student body) with 70 countries represented. Countries with the most students are:

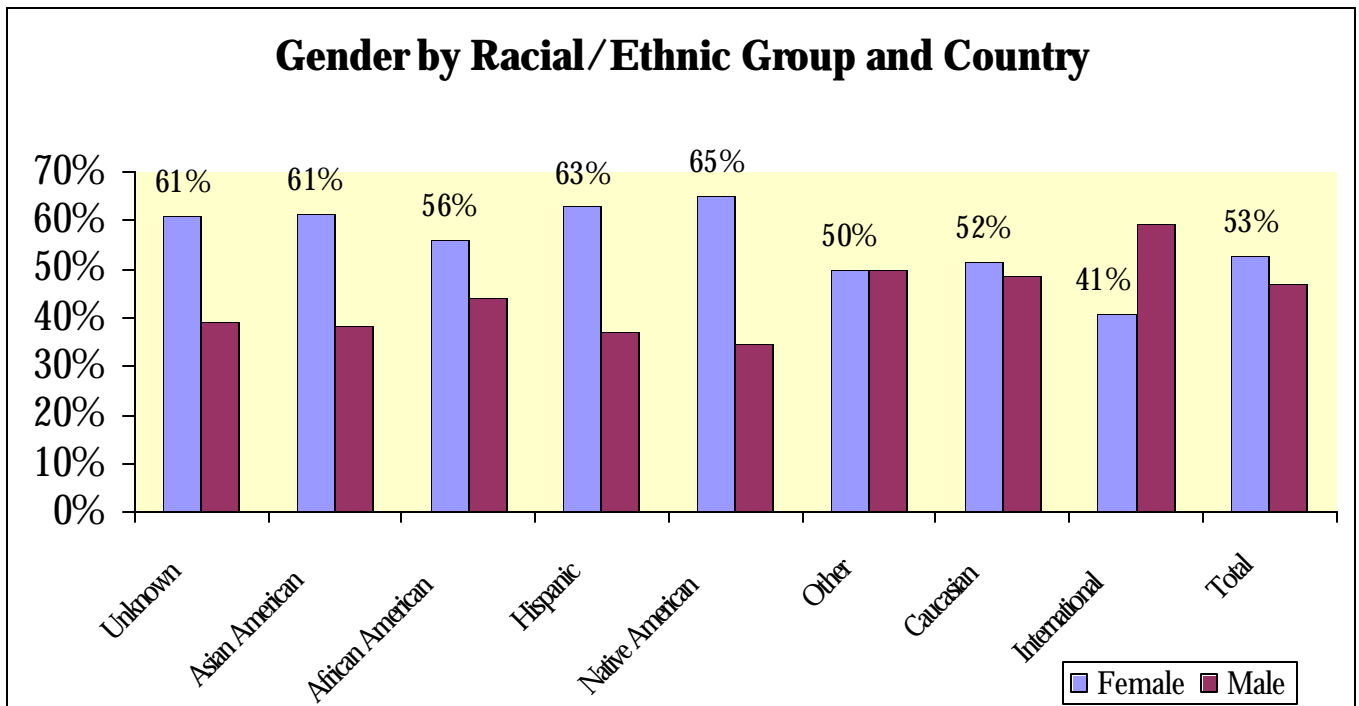


GENDER

There are differences in the proportions of men and women in the student body based on citizenship.



In addition, there is a big difference between Domestic students of color, domestic Caucasian students and international students. There are many more women domestic students of color than men.



In addition, there are big differences in preferences of major by gender.

- Women are more likely to major in Psychology, English, International Studies, Neuroscience, Art History/Architecture, Sociology-Anthropology, and Biology.
- Men are more likely to major in Economics, Political Science, History, International Politics and Economics, Geography, American Civilization, Physics, Film Media, Music, and American Literature.

Majors by Gender for Domestic Students			
First Major	Female	Male	Total
PSYCHOLOGY	98	26	124
ECONOMICS	31	85	116
ENGLISH	65	32	97
POLI-SCI	36	49	85
ENVIRON STY	40	31	71
INTL STDIES	43	27	70
HISTORY	20	33	53
NEUROSCI	29	16	45
INTL POL&EC	16	28	44
AR HIS/ARCH	30	9	39
SOC-ANTHRO	25	11	36
BIOLOGY	24	8	32
GEOGRAPHY	10	16	26
AM CIV	8	17	25
SPANISH	19	6	25
MATHEMATICS	9	14	23
RELIGION	12	9	21
TH/THEATRE	15	5	20
ART/STUDIO	11	8	19
MOLEC BIO	9	9	18
PHYSICS	2	15	17
FILM MEDIA	6	11	17
MUSIC	6	11	17
AM LIT	6	10	16
PHILOSOPHY	4	9	13
FRENCH	10	1	11

Most Popular Majors: Fall 2003						
	Single	Double	Joint	Triple	Total	%
ECONOMICS	107	34	11	1	153	10%
PSYCHOLOGY	96	28	14	1	139	9%
POLI-SCI	82	21	11	0	114	7%
ENGLISH	66	26	20	0	112	7%
ENVIRON STY	52	4	26	1	83	5%
INTL STDIES	78	3	2	0	83	5%
HISTORY	45	16	4	0	65	4%
SOC-ANTHRO	22	12	21	0	55	3%
NEUROSCI	49	4	0	0	53	3%
INTL POL&EC	44	8	0	0	52	3%
AR HIS/ARCH	28	10	9	1	48	3%
SPANISH	19	23	4	1	47	3%
MATHEMATICS	21	15	5	0	41	3%
FRENCH	10	27	2	1	40	3%
GEOGRAPHY	20	3	16	1	40	3%
TH/THEATRE	16	14	10	0	40	3%
BIOLOGY	24	6	7	0	37	2%
AM CIV	26	3	0	0	29	2%
RELIGION	17	6	3	0	26	2%
FILM MEDIA	12	7	5	0	24	2%
MOLEC BIO	21	3	0	0	24	2%
MUSIC	10	5	8	1	24	2%
PHYSICS	15	8	0	0	23	1%
ART/STUDIO	12	4	6	0	22	1%
AM LIT	16	4	0	0	20	1%
PHILOSOPHY	10	7	2	1	20	1%

Study Abroad

In addition to the students studying on the Middlebury campus, over 200 additional students study outside of the Middlebury, Vermont location. Most are abroad, but a few also study at different programs in the United States. Out of 207 students, three have stayed in the US and are at the Washington Semester or Woods Hole.

Non-Middlebury Programs	
Africa	7
Asia - Other	3
Australia/New Zealand	24
British Isles	47
China	8
Europe - ES Programs	5
Europe - Non-Midd	1
ICCS Rome	1
Keio Exchange	3
Latin America	13
Washington Semester	1
SIT-Latin America	2
United Kingdom - Exchange	1
Wood's Hole	2
Subtotal, Non-Midd Program	118
Percent of Students Studying Abroad	57%
Middlebury Programs	
Berlin	5
Buenos Aires	1
Ferrara	9
Florence	9
Getafe	4
Irkutsk	2
Logrono	6
Madrid	7
Mainz	3
Paris	31
Pointiers	3
Segovia	6
Yaroslavl	3
Subtotal, Midd Programs	89
Percent of Students Studying Abroad	43%

