

## Middlebury School Abroad Evaluations - Program Report - 2007-2008

### Personal Information

Home Institution		Response Percent	Response Total
Middlebury College	<div style="width: 100%; background-color: #90EE90;"></div>	100%	1
Other Institution		0%	0
If other than Middlebury, please indicate your home institution:			0

Total # of respondents **85**. Statistics based on **1** respondents; **84** filtered; **0** skipped.

In what academic year did you begin your study abroad?		Response Percent	Response Total
2007-2008	<div style="width: 100%; background-color: #90EE90;"></div>	100%	1
2008-2009		0%	0
2009-2010		0%	0
2010-2011		0%	0
2011-2012		0%	0
2012-2013		0%	0
2013-2014		0%	0
2014-2015		0%	0

Total # of respondents **85**. Statistics based on **1** respondents; **84** filtered; **0** skipped.

What was the period of your study abroad?		Response Percent	Response Total
fall semester		0%	0
spring semester	<div style="width: 100%; background-color: #6495ED;"></div>	100%	1
academic year		0%	0
spring semester followed by fall semester		0%	0

Total # of respondents **85**. Statistics based on **1** respondents; **84** filtered; **0** skipped.

### EVALUATION OF PERSONAL LEARNING

Given that educational systems abroad differ significantly from our own, please reflect on your adjustment to your host country's educational environment. What effects did this different academic environment have on your learning, both inside and outside the classroom? In what ways did you benefit from being in a different academic environment?	Response Percent	Response Total
		1
<p>The environment was much more informal, for example there were no syllabi nor official textbooks. It was important to make friends with classmates in order to get reading, assignments, etc. The professors were happy to explain or answer an questions outside of class, and seemed to be impressed by initiative taken by students to further their understanding of material. Also, the grading system is much different, with only a few grades in each class averaging into the final semester grade.</p>		
<p>Total # of respondents <b>85</b>. Statistics based on <b>1</b> respondents; <b>84</b> filtered; <b>0</b> skipped.</p>		

AFTER studying abroad, how do you now view the differences/similarities between the culture of your host country and that of your own?						
	Identical	Very Similar	Mostly Similar	Somewhat Different	Very Different	Response Total
	0% (0)	0% (0)	0% (0)	100% (1)	0% (0)	1
<p>Total # of respondents <b>85</b>. Statistics based on <b>1</b> respondents; <b>84</b> filtered; <b>0</b> skipped.</p>						

Please Comment:	Response Percent	Response Total
		1
<p>I was surprised by the innate understanding that Chilean students have of the University system. They knew when assignments were due, reading assignments, paper structures, etc, without the professor explicitly explaining. I think this comes from the tight department hierarchy. Students decide a major during their first year, and take nearly all classes in this department. It's tough to be an outsider in this environment, or rather it takes a lot of explanation.</p>		
<p>Total # of respondents <b>85</b>. Statistics based on <b>1</b> respondents; <b>84</b> filtered; <b>0</b> skipped.</p>		

How has study abroad influenced your understanding of your host culture? In what ways has it influenced your perceptions of American culture?	Response Percent	Response Total
		1
	<p>American culture seems much more efficient. Classes happen according to schedule, every moment of classtime is taken advantage of, and further reading and assignments are taken seriously outside of class. Rather, Chileans seemed to do just enough to make the grade, and no more. Their schedule was more relaxed, students often arrived tardy or left early from class, or didn't pay much attention in the classroom. I think the teachers wanted more initiative or curiosity out of their students, but didn't expect this.</p>	
<p>Total # of respondents <b>85</b>. Statistics based on <b>1</b> respondents; <b>84</b> filtered; <b>0</b> skipped.</p>		

In what ways has study abroad contributed to your personal growth? What personal characteristics did you find most useful during your time abroad?	Response Percent	Response Total
		1
	<p>It was really important for me to be more outgoing while studying abroad in order to develop my Spanish, make friends, and complete assignments. I took the good advice to make some friends in each class, and these students helped me with assignments (making photocopies, meeting due dates, understanding assignment expectations).</p>	
<p>Total # of respondents <b>85</b>. Statistics based on <b>1</b> respondents; <b>84</b> filtered; <b>0</b> skipped.</p>		


How has study abroad influenced your academic and career goals? How has it influenced your personal goals?	Response Percent	Response Total
		1
	<p>My internship at the Cerro Tololo Inter-American Observatory introduced me to astronomy and its multi-cultural collaborations. I'd like to study astronomy post-grad, and continue to travel to other countries to learn more astronomy and cultures.</p>	
<p>Total # of respondents <b>85</b>. Statistics based on <b>1</b> respondents; <b>84</b> filtered; <b>0</b> skipped.</p>		

## EVALUATION OF LEVEL OF INTEGRATION

What was your housing situation during your study abroad?		Response Percent	Response Total
Homestay		100%	1
Dormitory/Student Residence/Foyer		0%	0
Apartment		0%	0
Other (please describe)		0%	0
			0
Total # of respondents <b>85</b> . Statistics based on <b>1</b> respondents; <b>84</b> filtered; <b>0</b> skipped.			

Do you feel that your housing situation provided you with an opportunity to integrate into the host culture, and/or provided you a context for gaining insight into the host culture?						
	Not at all - it was isolating	Somewhat helpful, but less than I expected	As helpful as I expected	Somewhat more helpful than I'd expected	Very helpful in terms of fostering insights and/or my integration	Response Total
	0% (0)	0% (0)	100% (1)	0% (0)	0% (0)	<b>1</b>
Total # of respondents <b>85</b> . Statistics based on <b>1</b> respondents; <b>84</b> filtered; <b>0</b> skipped.						

Please comment on your response to the question above.		Response Percent	Response Total
			1
	I lived in a family's house, but was responsible for my own food and schedule. The family was too busy to include me into their routine, and sometimes I felt like a stranger living in their household. It's best to fully integrate into a family, or rather live in an apartment setting, but the mixture of the two was difficult to settle into.		
Total # of respondents <b>85</b> . Statistics based on <b>1</b> respondents; <b>84</b> filtered; <b>0</b> skipped.			

Did you take courses alongside students from the host country?		Response Percent	Response Total
Yes		100%	1
No		0%	0
Total # of respondents <b>85</b> . Statistics based on <b>1</b> respondents; <b>84</b> filtered; <b>0</b> skipped.			

If you answered yes to the question above, how well do you feel that your mainstream classes helped you to develop relationships with nationals of the host country or integrate into the host culture?		Response Percent	Response Total
Poor		0%	0
Neutral		0%	0
Helpful		0%	0
Very Helpful		100%	1
Not Applicable		0%	0
Comments			0

Total # of respondents **85**. Statistics based on **1** respondents; **67** filtered; **17** skipped.

Did you participate in any extra-curricular activities or internships?		Response Percent	Response Total
Yes		100%	1
No		0%	0

Total # of respondents **85**. Statistics based on **1** respondents; **84** filtered; **0** skipped.

If you answered yes to the question above, were your extra-curricular activities helpful in assisting your integration into the host culture?						
	Not helpful at all	Only slightly helpful	Somewhat helpful	helpful	Very helpful	Response Total
	0% (0)	0% (0)	100% (1)	0% (0)	0% (0)	<b>1</b>

Total # of respondents **85**. Statistics based on **1** respondents; **71** filtered; **13** skipped.

Please describe the extra-curricular activities or internship in which you participated, and make any additional comments about these activities that you think would be helpful to Middlebury staff or future students.		Response Percent	Response Total
			<b>1</b>
	I had an internship at Cerro Tololo Inter-American Observatory, the USA observatory in the Southern Hemisphere. My advisor was American, and we spoke English, which taught me a lot about astronomy but did not develop my Spanish nor my understanding of the Chilean workplace. I think it would be a better cultural experience to work with a Chilean rather than an American.		

Total # of respondents **85**. Statistics based on **1** respondents; **73** filtered; **11** skipped.

What kind of progress did you make in your listening comprehension of the language?

	A	B	C	D	E	Response Total
	0% (0)	0% (0)	0% (0)	100% (1)	0% (0)	<b>1</b>

Total # of respondents **85**. Statistics based on **1** respondents; **83** filtered; **1** skipped.

**Legend for Rank Grid table:**What kind of progress did you make in your listening comprehension of the language?

**Columns:**

- A - No improvement
- B - Little improvement
- C - Improved somewhat
- D - Improved
- E - Very much improved

What kind of progress did you make in your ability to read in the language?

	A	B	C	D	E	Response Total
	0% (0)	0% (0)	0% (0)	100% (1)	0% (0)	<b>1</b>

Total # of respondents **85**. Statistics based on **1** respondents; **84** filtered; **0** skipped.

**Legend for Rank Grid table:**What kind of progress did you make in your ability to read in the language?

**Columns:**

- A - No improvement
- B - Little improvement
- C - Improved somewhat
- D - Improved
- E - Very much improved

What kind of progress did you make in your ability to write in the language?

	A	B	C	D	E	Response Total
	0% (0)	0% (0)	0% (0)	100% (1)	0% (0)	<b>1</b>

Total # of respondents **85**. Statistics based on **1** respondents; **84** filtered; **0** skipped.

**Legend for Rank Grid table:**What kind of progress did you make in your ability to write in the language?

**Columns:**

- A - No improvement
- B - Little improvement
- C - Improved somewhat
- D - Improved
- E - Very much improved

**What kind of progress did you make in your ability to speak in the language?**

	A	B	C	D	E	Response Total
	0% (0)	0% (0)	0% (0)	0% (0)	100% (1)	<b>1</b>
Total # of respondents <b>85</b> . Statistics based on <b>1</b> respondents; <b>84</b> filtered; <b>0</b> skipped.						

**Legend for Rank Grid table:**What kind of progress did you make in your ability to speak in the language?

**Columns:**

- A - No improvement
- B - Little improvement
- C - Improved somewhat
- D - Improved
- E - Very much improved

Please comment on the progress you made in your target language. Was it greater or less than you had expected? What do you think were some of the factors that contributed to your progress (or lack thereof), either on your own part or on the part of the program? Do you have any specific suggestions for the program and/or for future students that pertain to language learning?	Response Percent	Response Total
		<b>1</b>
I have heard that Spanish in Chile is very difficult to understand because of their unique pronunciation and word use. The challenge of course was beneficial, but made it difficult to master the language, and impossible to speak like a native. I believe that I was at a perfect level of Spanish to study abroad - I would not have learned much more without being immersed in the language. Middlebury prepared me well for the challenge. It was also important to make Spanish-speaking acquaintances to practice listening and speaking, as well as those who would correct my mistakes. The journal assignment for the Middlebury program helped track my writing progress.		
Total # of respondents <b>85</b> . Statistics based on <b>1</b> respondents; <b>83</b> filtered; <b>1</b> skipped.		

## EVALUATION OF PROGRAM/UNIVERSITY AND STUDY-ABROAD EXPERIENCE OVERALL

For the following questions, please rate your experience with Middlebury staff and staff abroad using the five-point scales provided.

Did Middlebury provide you with adequate information prior to departure?

	Poor 1.	2.	Good 3.	4.	Excellent 5.	Response Total
	0% (0)	0% (0)	0% (0)	100% (1)	0% (0)	<b>1</b>

Total # of respondents **85**. Statistics based on **1** respondents; **84** filtered; **0** skipped.

Did Middlebury provide you with an appropriate orientation on arrival?

	Poor 1.	2.	Good 3.	4.	Excellent 5.	Response Total
	0% (0)	0% (0)	0% (0)	100% (1)	0% (0)	<b>1</b>

Total # of respondents **85**. Statistics based on **1** respondents; **84** filtered; **0** skipped.

Did Middlebury provide you with sufficient support while you were abroad?


	Poor 1.	2.	Good 3.	4.	Excellent 5.	Response Total
	0% (0)	0% (0)	0% (0)	100% (1)	0% (0)	<b>1</b>

Total # of respondents **85**. Statistics based on **1** respondents; **84** filtered; **0** skipped.


Were the on-site staff (Resident Director, Academic Director, Resident Coordinator, support staff, etc.) helpful to you during your study abroad?

	Not helpful 1.	2.	Somewhat helpful 3.	4.	Very helpful 5.	Response Total
	0% (0)	0% (0)	0% (0)	0% (0)	100% (1)	<b>1</b>

Total # of respondents **85**. Statistics based on **1** respondents; **84** filtered; **0** skipped.


Did you see or experience any form of discrimination or harassment in your host country?		Response Percent	Response Total
Yes		0%	0
No		100%	1
Total # of respondents <b>85</b> . Statistics based on <b>1</b> respondents; <b>84</b> filtered; <b>0</b> skipped.			


If you answered yes to the question above, what advice would you give to future students? Likewise, if you have advice for Middlebury staff, please share that as well.		Response Percent	Response Total
			0
Total # of respondents <b>85</b> . Statistics based on <b>0</b> respondents; <b>43</b> filtered; <b>42</b> skipped.			

Would you recommend that other students attend this program or university? Why or why not?		Response Percent	Response Total
Yes		100%	1
No		0%	0
Please explain:			0
Total # of respondents <b>85</b> . Statistics based on <b>1</b> respondents; <b>84</b> filtered; <b>0</b> skipped.			

What advice would you give to other students considering study abroad in general, and this program or university in particular?		Response Percent	Response Total
			1
	The Middlebury program is top-quality, especially the immersion and language pledge. Challenge yourself to avoid english-speakers, english movies and music, etc. You will learn the most by total immersion, even if it's sometimes difficult. Try to take classes with no other Americans, and make friends with locals of all ages. The internship was very important to get work experience, as well as to have a stable environment outside of home and school (especially when the University was on strike). Also, invite your family or friends to come visit you, so that you'll have someone to share your experience upon your return.		
Total # of respondents <b>85</b> . Statistics based on <b>1</b> respondents; <b>83</b> filtered; <b>1</b> skipped.			

## EVALUATION OF INTERNATIONAL PROGRAMS AND OFF-CAMPUS STUDY

MIDDLEBURY COLLEGE STUDENTS ONLY: Did you attend Middlebury's on-campus pre-departure orientation meeting(s)?		Response Percent	Response Total
Yes		0%	0
No		100%	1
Total # of respondents <b>85</b> . Statistics based on <b>1</b> respondents; <b>84</b> filtered; <b>0</b> skipped.			

MIDDLEBURY COLLEGE STUDENTS ONLY: Did you find the pre-departure meetings and handouts useful?		Response Percent	Response Total
Yes		0%	0
No		0%	0
N/A - Did not attend meetings		100%	1
Total # of respondents <b>85</b> . Statistics based on <b>1</b> respondents; <b>84</b> filtered; <b>0</b> skipped.			

Please use this space if you would like to provide additional feedback on your pre-departure information, orientation, or program support.		Response Percent	Response Total
			1
	It's possible and worthwhile to do the NSF/REU program during January-March in conjunction with study abroad. The programs overlap, so it's busy for a few weeks, but each was sufficiently flexible. Encourage physics students to apply for the astronomy REU program.		
Total # of respondents <b>85</b> . Statistics based on <b>1</b> respondents; <b>22</b> filtered; <b>62</b> skipped.			

## FOR STUDENTS FROM COLLEGES/UNIVERSITIES OTHER THAN MIDDLEBURY

Why did you choose this particular program and site?		Response Percent	Response Total
			0
Total # of respondents <b>85</b> . Statistics based on <b>0</b> respondents; <b>10</b> filtered; <b>75</b> skipped.			

Did your expectations of the program as advertised before you went abroad match the reality of your experience during your study abroad?		Response Percent	Response Total
Completely matched		0%	0
Was what I expected for the most part		0%	0
Was somewhat different from what I expected		0%	0
Was vastly different than what I'd expected		0%	0
Comments			0
Total # of respondents <b>85</b> . Statistics based on <b>0</b> respondents; <b>12</b> filtered; <b>73</b> skipped.			

Did you receive acceptance and pre-departure information in a timely fashion?		Response Percent	Response Total
Yes		0%	0
No		0%	0
Total # of respondents <b>85</b> . Statistics based on <b>0</b> respondents; <b>14</b> filtered; <b>71</b> skipped.			

Did you find the mailings and online resources useful?		Response Percent	Response Total
Yes		0%	0
No		0%	0
Total # of respondents <b>85</b> . Statistics based on <b>0</b> respondents; <b>13</b> filtered; <b>72</b> skipped.			

Were there particular challenges unique to you as a student from another institution? Please explain.		Response Percent	Response Total
			0
Total # of respondents <b>85</b> . Statistics based on <b>0</b> respondents; <b>6</b> filtered; <b>79</b> skipped.			

Further comments:		Response Percent	Response Total
			0
Total # of respondents <b>85</b> . Statistics based on <b>0</b> respondents; <b>1</b> filtered; <b>84</b> skipped.			