

## Middlebury School Abroad Evaluations - Program Report - 2007-2008

### Personal Information

Home Institution		Response Percent	Response Total
Middlebury College	<div style="width: 100%; background-color: #90EE90;"></div>	100%	1
Other Institution	<div style="width: 0%; background-color: #90EE90;"></div>	0%	0
If other than Middlebury, please indicate your home institution:	<div style="width: 0%; background-color: #90EE90;"></div>		0

Total # of respondents **85**. Statistics based on **1** respondents; **84** filtered; **0** skipped.

In what academic year did you begin your study abroad?		Response Percent	Response Total
2007-2008	<div style="width: 100%; background-color: #90EE90;"></div>	100%	1
2008-2009	<div style="width: 0%; background-color: #90EE90;"></div>	0%	0
2009-2010	<div style="width: 0%; background-color: #90EE90;"></div>	0%	0
2010-2011	<div style="width: 0%; background-color: #90EE90;"></div>	0%	0
2011-2012	<div style="width: 0%; background-color: #90EE90;"></div>	0%	0
2012-2013	<div style="width: 0%; background-color: #90EE90;"></div>	0%	0
2013-2014	<div style="width: 0%; background-color: #90EE90;"></div>	0%	0
2014-2015	<div style="width: 0%; background-color: #90EE90;"></div>	0%	0

Total # of respondents **85**. Statistics based on **1** respondents; **84** filtered; **0** skipped.

What was the period of your study abroad?		Response Percent	Response Total
fall semester	<div style="width: 0%; background-color: #4682B4;"></div>	0%	0
spring semester	<div style="width: 100%; background-color: #4682B4;"></div>	100%	1
academic year	<div style="width: 0%; background-color: #4682B4;"></div>	0%	0
spring semester followed by fall semester	<div style="width: 0%; background-color: #4682B4;"></div>	0%	0

Total # of respondents **85**. Statistics based on **1** respondents; **84** filtered; **0** skipped.

### EVALUATION OF PERSONAL LEARNING

Given that educational systems abroad differ significantly from our own, please reflect on your adjustment to your host country's educational environment. What effects did this different academic environment have on your learning, both inside and outside the classroom? In what ways did you benefit from being in a different academic environment?		Response Percent	Response Total
			1
	My experience in Chile made me a much more self-motivated learner.		
Total # of respondents <b>85</b> . Statistics based on <b>1</b> respondents; <b>84</b> filtered; <b>0</b> skipped.			

AFTER studying abroad, how do you now view the differences/similarities between the culture of your host country and that of your own?						
	Identical	Very Similar	Mostly Similar	Somewhat Different	Very Different	Response Total
	0% (0)	0% (0)	0% (0)	100% (1)	0% (0)	1
Total # of respondents <b>85</b> . Statistics based on <b>1</b> respondents; <b>84</b> filtered; <b>0</b> skipped.						

Please Comment:		Response Percent	Response Total
			1
	I saw that Chile is a very modernized country yet still lacks some essential development.		
Total # of respondents <b>85</b> . Statistics based on <b>1</b> respondents; <b>84</b> filtered; <b>0</b> skipped.			

How has study abroad influenced your understanding of your host culture? In what ways has it influenced your perceptions of American culture?		Response Percent	Response Total
			1
	It has opened me up to new ways of understanding how people think about different issues.		
Total # of respondents <b>85</b> . Statistics based on <b>1</b> respondents; <b>84</b> filtered; <b>0</b> skipped.			

In what ways has study abroad contributed to your personal growth? What personal characteristics did you find most useful during your time abroad?	Response Percent	Response Total
		1
I am more independent and resilient. It helped that I don't give up easily.		
Total # of respondents <b>85</b> . Statistics based on <b>1</b> respondents; <b>84</b> filtered; <b>0</b> skipped.		


How has study abroad influenced your academic and career goals? How has it influenced your personal goals?	Response Percent	Response Total
		1
Chile was my first hands-on exposure to the public health sector.		
Total # of respondents <b>85</b> . Statistics based on <b>1</b> respondents; <b>84</b> filtered; <b>0</b> skipped.		


## EVALUATION OF LEVEL OF INTEGRATION


What was your housing situation during your study abroad?	Response Percent	Response Total
Homestay	100%	1
Dormitory/Student Residence/Foyer	0%	0
Apartment	0%	0
Other (please describe)	0%	0
		0
Total # of respondents <b>85</b> . Statistics based on <b>1</b> respondents; <b>84</b> filtered; <b>0</b> skipped.		

Do you feel that your housing situation provided you with an opportunity to integrate into the host culture, and/or provided you a context for gaining insight into the host culture?	Not at all - it was isolating	Somewhat helpful, but less than I expected	As helpful as I expected	Somewhat more helpful than I'd expected	Very helpful in terms of fostering insights and/or my integration	Response Total
	0% (0)	0% (0)	0% (0)	0% (0)	100% (1)	1
Total # of respondents <b>85</b> . Statistics based on <b>1</b> respondents; <b>84</b> filtered; <b>0</b> skipped.						

Please comment on your response to the question above.		Response Percent	Response Total
			1
	I ate meals and spent holidays with my family.		
Total # of respondents <b>85</b> . Statistics based on <b>1</b> respondents; <b>84</b> filtered; <b>0</b> skipped.			

Did you take courses alongside students from the host country?		Response Percent	Response Total
Yes		100%	1
No		0%	0
Total # of respondents <b>85</b> . Statistics based on <b>1</b> respondents; <b>84</b> filtered; <b>0</b> skipped.			

If you answered yes to the question above, how well do you feel that your mainstream classes helped you to develop relationships with nationals of the host country or integrate into the host culture?		Response Percent	Response Total
Poor		0%	0
Neutral		0%	0
Helpful		100%	1
Very Helpful		0%	0
Not Applicable		0%	0
Comments			0
Total # of respondents <b>85</b> . Statistics based on <b>1</b> respondents; <b>67</b> filtered; <b>17</b> skipped.			

Did you participate in any extra-curricular activities or internships?		Response Percent	Response Total
Yes		100%	1
No		0%	0
Total # of respondents <b>85</b> . Statistics based on <b>1</b> respondents; <b>84</b> filtered; <b>0</b> skipped.			

If you answered yes to the question above, were your extra-curricular activities helpful in assisting your integration into the host culture?

	Not helpful at all	Only slightly helpful	Somewhat helpful	helpful	Very helpful	Response Total
	0% (0)	0% (0)	0% (0)	100% (1)	0% (0)	<b>1</b>

Total # of respondents **85**. Statistics based on **1** respondents; **71** filtered; **13** skipped.

Please describe the extra-curricular activities or internship in which you participated, and make any additional comments about these activities that you think would be helpful to Middlebury staff or future students.

	Response Percent	Response Total
		<b>1</b>
I interned at a children's hospital in the social work office.		

Total # of respondents **85**. Statistics based on **1** respondents; **73** filtered; **11** skipped.

## EVALUATION OF LANGUAGE LEARNING (if on a program in a non-English speaking country)

What kind of progress did you make in your listening comprehension of the language?

	A	B	C	D	E	Response Total
	0% (0)	0% (0)	0% (0)	0% (0)	100% (1)	<b>1</b>

Total # of respondents **85**. Statistics based on **1** respondents; **83** filtered; **1** skipped.

**Legend for Rank Grid table:**What kind of progress did you make in your listening comprehension of the language?

**Columns:**

- A** - No improvement
- B** - Little improvement
- C** - Improved somewhat
- D** - Improved
- E** - Very much improved

What kind of progress did you make in your ability to read in the language?

	A	B	C	D	E	Response Total
	0% (0)	0% (0)	0% (0)	100% (1)	0% (0)	1
Total # of respondents <b>85</b> . Statistics based on <b>1</b> respondents; <b>84</b> filtered; <b>0</b> skipped.						

**Legend for Rank Grid table:**What kind of progress did you make in your ability to read in the language?

**Columns:**

- A - No improvement
- B - Little improvement
- C - Improved somewhat
- D - Improved
- E - Very much improved

What kind of progress did you make in your ability to write in the language?

	A	B	C	D	E	Response Total
	0% (0)	0% (0)	0% (0)	100% (1)	0% (0)	1
Total # of respondents <b>85</b> . Statistics based on <b>1</b> respondents; <b>84</b> filtered; <b>0</b> skipped.						

**Legend for Rank Grid table:**What kind of progress did you make in your ability to write in the language?

**Columns:**

- A - No improvement
- B - Little improvement
- C - Improved somewhat
- D - Improved
- E - Very much improved

What kind of progress did you make in your ability to speak in the language?

	A	B	C	D	E	Response Total
	0% (0)	0% (0)	0% (0)	0% (0)	100% (1)	1
Total # of respondents <b>85</b> . Statistics based on <b>1</b> respondents; <b>84</b> filtered; <b>0</b> skipped.						

**Legend for Rank Grid table:**What kind of progress did you make in your ability to speak in the language?

**Columns:**

- A - No improvement
- B - Little improvement
- C - Improved somewhat
- D - Improved
- E - Very much improved

Please comment on the progress you made in your target language. Was it greater or less than you had expected? What do you think were some of the factors that contributed to your progress (or lack thereof), either on your own part or on the part of the program? Do you have any specific suggestions for the program and/or for future students that pertain to language learning?	Response Percent	Response Total
		<b>1</b>
It was more than I expected.		
Total # of respondents <b>85</b> . Statistics based on <b>1</b> respondents; <b>83</b> filtered; <b>1</b> skipped.		

**EVALUATION OF PROGRAM/UNIVERSITY AND STUDY-ABROAD EXPERIENCE OVERALL**

For the following questions, please rate your experience with Middlebury staff and staff abroad using the five-point scales provided.

Did Middlebury provide you with adequate information prior to departure?

	Poor 1.	2.	Good 3.	4.	Excellent 5.	Response Total
	0% (0)	0% (0)	0% (0)	100% (1)	0% (0)	<b>1</b>
Total # of respondents <b>85</b> . Statistics based on <b>1</b> respondents; <b>84</b> filtered; <b>0</b> skipped.						

Did Middlebury provide you with an appropriate orientation on arrival?

	Poor 1.	2.	Good 3.	4.	Excellent 5.	Response Total
	0% (0)	0% (0)	0% (0)	100% (1)	0% (0)	<b>1</b>
Total # of respondents <b>85</b> . Statistics based on <b>1</b> respondents; <b>84</b> filtered; <b>0</b> skipped.						

**Did Middlebury provide you with sufficient support while you were abroad?**

	Poor 1.	2.	Good 3.	4.	Excellent 5.	Response Total
	0% (0)	0% (0)	0% (0)	0% (0)	100% (1)	<b>1</b>

Total # of respondents **85**. Statistics based on **1** respondents; **84** filtered; **0** skipped.

**Were the on-site staff (Resident Director, Academic Director, Resident Coordinator, support staff, etc.) helpful to you during your study abroad?**

	Not helpful 1.	2.	Somewhat helpful 3.	4.	Very helpful 5.	Response Total
	0% (0)	0% (0)	0% (0)	0% (0)	100% (1)	<b>1</b>

Total # of respondents **85**. Statistics based on **1** respondents; **84** filtered; **0** skipped.

**Did you see or experience any form of discrimination or harassment in your host country?**

	Response Percent	Response Total
Yes	0%	0
No	100%	1

Total # of respondents **85**. Statistics based on **1** respondents; **84** filtered; **0** skipped.

**If you answered yes to the question above, what advice would you give to future students? Likewise, if you have advice for Middlebury staff, please share that as well.**

	Response Percent	Response Total
		0

Total # of respondents **85**. Statistics based on **0** respondents; **43** filtered; **42** skipped.


**Would you recommend that other students attend this program or university? Why or why not?**


	Response Percent	Response Total
Yes	100%	1
No	0%	0
Please explain:		1
	Probably the most americanized university in the country, but still a unique experience.	

Total # of respondents **85**. Statistics based on **1** respondents; **84** filtered; **0** skipped.

What advice would you give to other students considering study abroad in general, and this program or university in particular?		Response Percent	Response Total
			1
	Do your homework before you choose a program, think carefully about what you want out of the experience.		
Total # of respondents <b>85</b> . Statistics based on <b>1</b> respondents; <b>83</b> filtered; <b>1</b> skipped.			

## EVALUATION OF INTERNATIONAL PROGRAMS AND OFF-CAMPUS STUDY

MIDDLEBURY COLLEGE STUDENTS ONLY: Did you attend Middlebury's on-campus pre-departure orientation meeting(s)?		Response Percent	Response Total
Yes		100%	1
No		0%	0
Total # of respondents <b>85</b> . Statistics based on <b>1</b> respondents; <b>84</b> filtered; <b>0</b> skipped.			

MIDDLEBURY COLLEGE STUDENTS ONLY: Did you find the pre-departure meetings and handouts useful?		Response Percent	Response Total
Yes		100%	1
No		0%	0
N/A - Did not attend meetings		0%	0
Total # of respondents <b>85</b> . Statistics based on <b>1</b> respondents; <b>84</b> filtered; <b>0</b> skipped.			

Please use this space if you would like to provide additional feedback on your pre-departure information, orientation, or program support.		Response Percent	Response Total
			0
Total # of respondents <b>85</b> . Statistics based on <b>0</b> respondents; <b>23</b> filtered; <b>62</b> skipped.			

## FOR STUDENTS FROM COLLEGES/UNIVERSITIES OTHER THAN MIDDLEBURY

Why did you choose this particular program and site?	Response Percent	Response Total
		0
Total # of respondents 85. Statistics based on 0 respondents; 10 filtered; 75 skipped.		

Did your expectations of the program as advertised before you went abroad match the reality of your experience during your study abroad?	Response Percent	Response Total
Completely matched	0%	0
Was what I expected for the most part	0%	0
Was somewhat different from what I expected	0%	0
Was vastly different than what I'd expected	0%	0
Comments		0
Total # of respondents 85. Statistics based on 0 respondents; 12 filtered; 73 skipped.		

Did you receive acceptance and pre-departure information in a timely fashion?	Response Percent	Response Total
Yes	0%	0
No	0%	0
Total # of respondents 85. Statistics based on 0 respondents; 14 filtered; 71 skipped.		

Did you find the mailings and online resources useful?	Response Percent	Response Total
Yes	0%	0
No	0%	0
Total # of respondents 85. Statistics based on 0 respondents; 13 filtered; 72 skipped.		

Were there particular challenges unique to you as a student from another institution? Please explain.	Response Percent	Response Total
		0
Total # of respondents 85. Statistics based on 0 respondents; 6 filtered; 79 skipped.		

Further comments:	Response Percent	Response Total
		0

Total # of respondents **85**. Statistics based on **0** respondents; **1** filtered; **84** skipped.