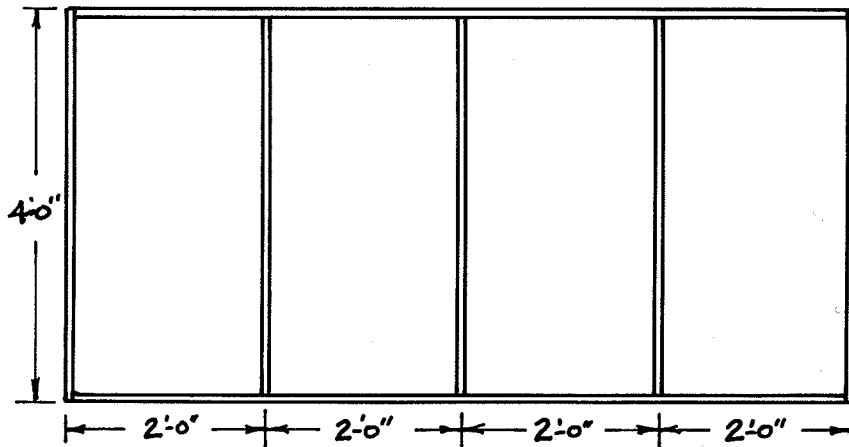




# BASIC PLAT FORM CONSTRUCTION



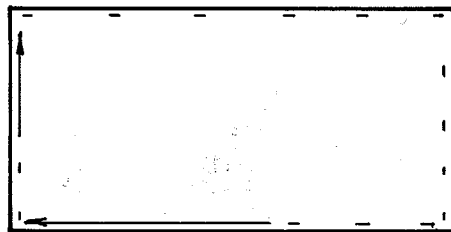
TO ATTACH PLYWOOD (OR OTHER PANEL BOARD) FOLLOW THE FOUR STEPS BELOW. YOU ONLY NEED A FASTENER (NAIL, STAPLE, SCREW) ABOUT EVERY 12-18 INCHES.




1. ~~GRADE THE FRAME~~. LAY THE PLY ON AND FLUSH ONE CORNER. ATTACH A LONG SIDE.



2. RACK FRAME TO FIT PLY. FROM ORIGINAL CORNER, ATTACH SHORT SIDE.



3. PROCEED AROUND FRAME ATTACHING TOP.



4. MARK AND ATTACH INSIDE MEMBERS.