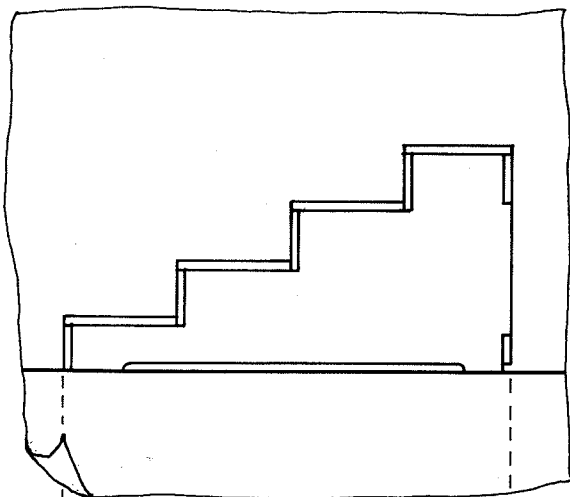
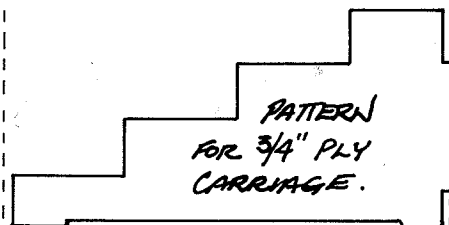


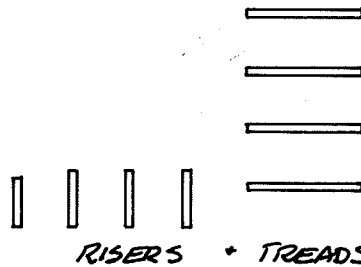
LAYOUT OF STEP UNIT



ON A PIECE OF PAPER,
LAYOUT STAIRS WITH
DESIRED RISE/TREAD
RELATIONSHIP. THEN DRAW
IN RISERS AND TREADS,
NOTCHES FOR BACK SUP-
PORTS AND RAISED AREA
AT BASE.



CUT OUT PATTERN FOR
CARRIAGE. NOTE HEIGHT
OF FIRST RISE AND
WIDTH OF LAST TREAD,



TO ASSEMBLE, ATTACH
TWO BACK SUPPORTS THEN
RISERS. APPLY TREADS.