




# MA in Translation and Localization Management (TLM): Accelerated Entry Bootcamp Prerequisite Courses

## New User Registration and Enrollment Process


1. On the program registration page, click the dark blue **\$200 Enroll Now** button

 Middlebury [Login](#)




### Accelerated Entry Prerequisites

Starts Oct 7, 2024

**\$200 Enroll Now** 

Courses available in this program:

- Bootcamp Prereq 1
- Bootcamp Prereq 2

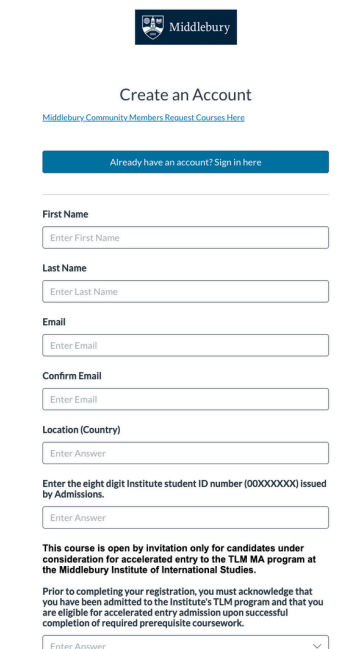


*This program is open by invitation only for candidates under consideration for accelerated entry to the TLM MA program at the Middlebury Institute of International Studies.*

*Enrollment period is October 7 - November 22, 2024.*

2. Complete the account registration page with the following fields:


- First Name (Required)
- Last Name (Required)
- Location (Country - Required)
- E-mail (Required)
- Confirm E-mail (Required)
- Enter the eight-digit Institute student ID number (00XXXXXX) in your admissions letter. (Required)
- This course is open by invitation only for candidates under consideration for accelerated entry to the TLM MA program at the Middlebury Institute of International Studies. (Acknowledgement - Required Dropdown)
- I understand that once I open a course or begin any course work in a program, I am no longer eligible for a refund. (Acknowledgement - Required Dropdown)




The screenshot shows the 'Create an Account' page for Middlebury. At the top is the Middlebury logo. Below it is a link: 'Middlebury Community Members Request Courses Here'. A blue button says 'Already have an account? Sign in here'. The form fields are: First Name (with placeholder 'Enter First Name'), Last Name (with placeholder 'Enter Last Name'), Email (with placeholder 'Enter Email'), Confirm Email (with placeholder 'Enter Email'), Location (Country) (with placeholder 'Enter Answer'), and a field for the eight-digit Institute student ID number (with placeholder 'Enter Answer'). Below these fields is a paragraph of text: 'This course is open by invitation only for candidates under consideration for accelerated entry to the TLM MA program at the Middlebury Institute of International Studies. Prior to completing your registration, you must acknowledge that you have been admitted to the Institute's TLM program and that you are eligible for accelerated entry admission upon successful completion of required prerequisite coursework.' At the bottom is a dropdown menu with the placeholder 'Enter Answer'.

3. Look for the Canvas Catalog account verification e-mail from Instructure [\[notifications@instructure.com\]](mailto:notifications@instructure.com) with a request to complete registration. Click **Complete Registration** button on this e-mail. They will be redirected and logged in to the Canvas Catalog storefront and logged in.

Check your junk mail folder if you do not see the account confirmation e-mail.




4. To complete enrollment, at the Checkout screen click the **Pay and Enroll** button.


 Middlebury


Seats are reserved 09:36

### Checkout




**Accelerated Entry Prerequisites**

 Program

 View Summary

\$200



**TOTAL** **\$200**

Promotion Code(s)

Apply

Cancel


Pay and Enroll

5. [optional] Click **View Summary** under Program listing on the checkout screen for a detailed preview of the purchase with included courses. Click **Close** to return to Checkout.


Preview 


×

**Accelerated Entry Prerequisites**


 Program


\$200

 Self Paced



Courses available in this program

 [Bootcamp Prereq 1](#)

 [Bootcamp Prereq 2](#)

About This Program

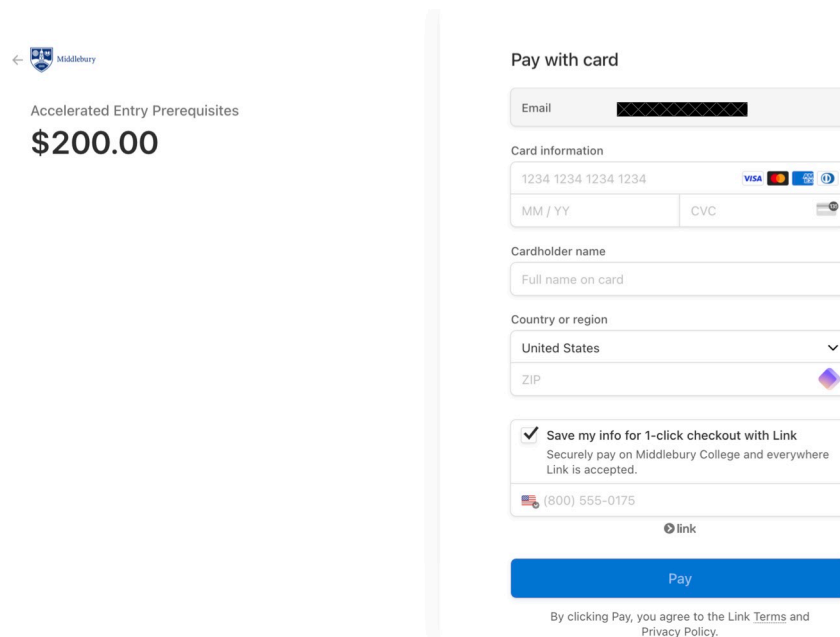
*This program is open by invitation only for candidates under consideration for accelerated entry to the TLM MA program at the Middlebury Institute of International Studies.*

*Enrollment period is October 7 - November 22, 2024.*

If you arrived at this page in error and are interested in learning more, contact Admissions:  
call 831-647-4166 or email [miis@middlebury.edu](mailto:miis@middlebury.edu)

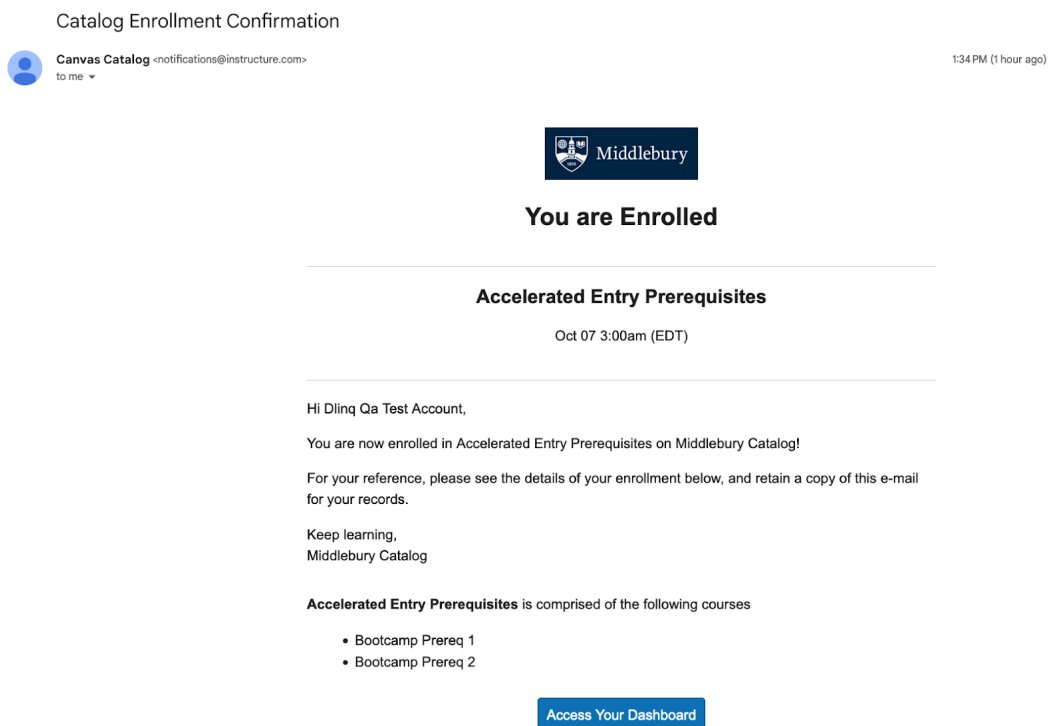
Close

6. To complete enrollment, at the **Checkout screen** click the **Pay and Enroll** button. At the **payment gateway** page enter payment details to complete enrollment.



The screenshot shows the 'Pay with card' form on the Middlebury College website. The form includes fields for Email, Card information (card number, MM / YY, CVC), Cardholder name (Full name on card), Country or region (United States), and ZIP. There is a checkbox to 'Save my info for 1-click checkout with Link' and a 'link' logo. A blue 'Pay' button is at the bottom. Below the button, it says 'By clicking Pay, you agree to the Link Terms and Privacy Policy.'

7. Upon successful payment, a confirmation email will be sent from Instructure. Click **Access Your Dashboard** to access the Catalog Student Dashboard.




The screenshot shows a confirmation email from Canvas Catalog. The email is titled 'Catalog Enrollment Confirmation' and is dated '1:34 PM (1 hour ago)'. It features the Middlebury College logo and the text 'You are Enrolled'. Below this, it says 'Accelerated Entry Prerequisites' and 'Oct 07 3:00am (EDT)'. The email body includes a greeting 'Hi Dling Qa Test Account,' and a message 'You are now enrolled in Accelerated Entry Prerequisites on Middlebury Catalog!'. It also provides a reference to the enrollment details and a link to 'Access Your Dashboard'.

Catalog Enrollment Confirmation

Canvas Catalog <notifications@instructure.com>  
to me ▾

1:34 PM (1 hour ago)

 Middlebury

**You are Enrolled**

---

**Accelerated Entry Prerequisites**

Oct 07 3:00am (EDT)

---

Hi Dling Qa Test Account,

You are now enrolled in Accelerated Entry Prerequisites on Middlebury Catalog!

For your reference, please see the details of your enrollment below, and retain a copy of this e-mail for your records.


Keep learning,  
Middlebury Catalog


**Accelerated Entry Prerequisites** is comprised of the following courses

- Bootcamp Prereq 1
- Bootcamp Prereq 2

[Access Your Dashboard](#)

8. You will be redirected to a page indicating successful program/course enrollment with a link to your **Catalog Student Dashboard**.

 Middlebury

[DLINO OA Test Account](#) 

### Ready to Begin

You have successfully enrolled in the following listing.  
Go to your [Catalog Student Dashboard](#) to begin the course.



#### Accelerated Entry Prerequisites

 [Program](#)

 [View Summary](#)

 **Enrolled**


[Go To Courses](#)[Return to Catalog](#)

9. Click **Go To Courses** where the **Student Dashboard** page with links to enrolled Catalog courses will be displayed.


#### Student Dashboard

[In Progress](#) [Completed](#) [Not Completed](#) [PDF Transcript](#)


Programs




#### Accelerated Entry Prerequisites

 Started October 3, 2024, Self-paced


AC program listing - for invited Institute applicants only



Requirements ▾




#### Bootcamp Prereq 1


 Starts October 7, 2024

TRLM invited applicants only.


[Begin Course](#)



#### Bootcamp Prereq 2

 Starts November 4, 2024

TRLM invited applicants only.

 This course is not published yet

In Progress, Completed, and Not Completed courses associated with your account will be listed.

10. Click **Begin Course** next to the course listing to access the course materials.